

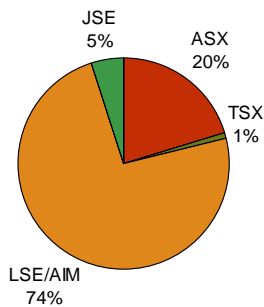
NAMI – Nedbank African Mining Indices

"Invest in African Mining via 1st World Financial Markets"

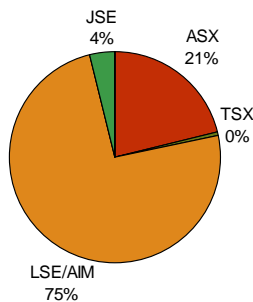


Energy and Coal | September 2010

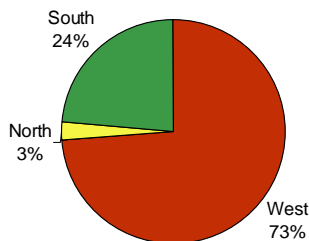
Exchange Exposure – Market Cap



Exchange Exposure - Tradability



Regional Exposure

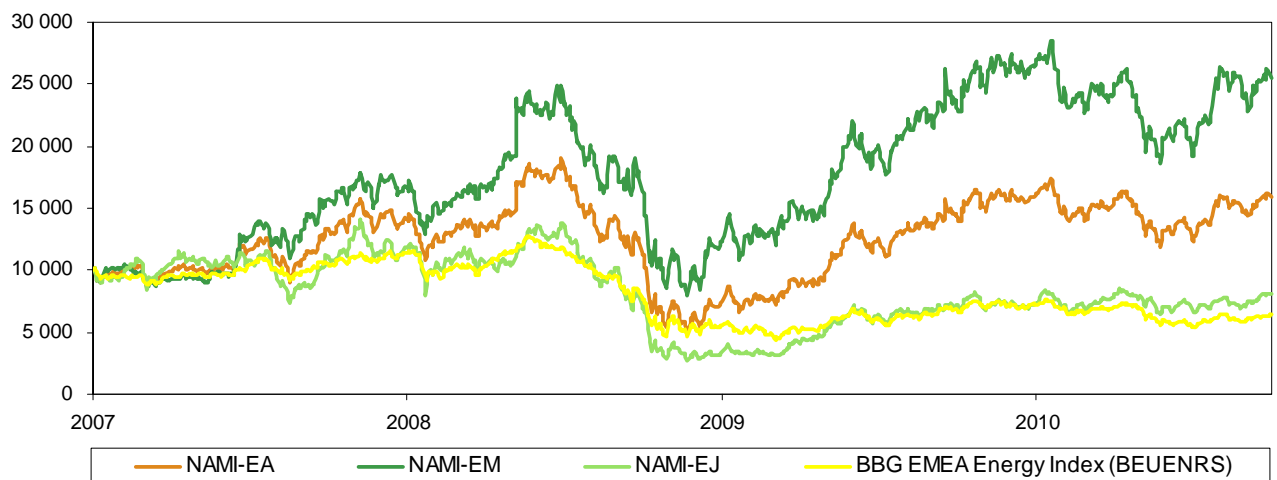


The Nedbank African Mining Indices provide a measure of the performance of Energy, Metals and Mining Producers operating primarily on the African continent, irrespective of the country of primary stock exchange listing. The index series differentiates between Major and Junior producers, and six commodity classes (Diversified Mining, Gold Mining, Platinum Group Metals, Base Metals, Energy and Other Mining). Indices are available for all categories of producers and commodities, as well as for combinations thereof. This fact sheet relates to the Nedbank African Mining Indices for All Energy and Coal Producers.

Index Performance and Statistics

	Majors	Juniors
Index code	Bloomberg NEDDMIEM Reuters .NAMIEM I-Net NAMIEM	NEDDMIEJ NEDDMIEJ .NAMEIEJ NAMEIEJ
Number of Companies	1	16
Free float Market Cap (\$)	17 767.1	8 482.5
Tradability (\$mn/month)	1 024.8	588.7
Company Size (\$ bn)		
Average	17 767.1	530.2
Largest	17 767.1	2 367.9
Smallest	17 767.1	6.1
Median	17 767.1	168.0
% Weight in Largest Company	100.0	27.9
# of stocks for 80% coverage	1.0	5.0
Returns(%)		
1 month	7.1	13.5
3 months	33.6	17.1
YTD	-5.2	8.6
Returns(% pa)		
1 year	10.2	12.3
Risk(% pa)		
1 year std dev	37.9	32.4
Sharpe ratio	(cash=1%) 0.24	0.35

Historical Performance



NAMI – Nedbank African Mining Indices

"Invest in African Mining via 1st World Financial Markets"



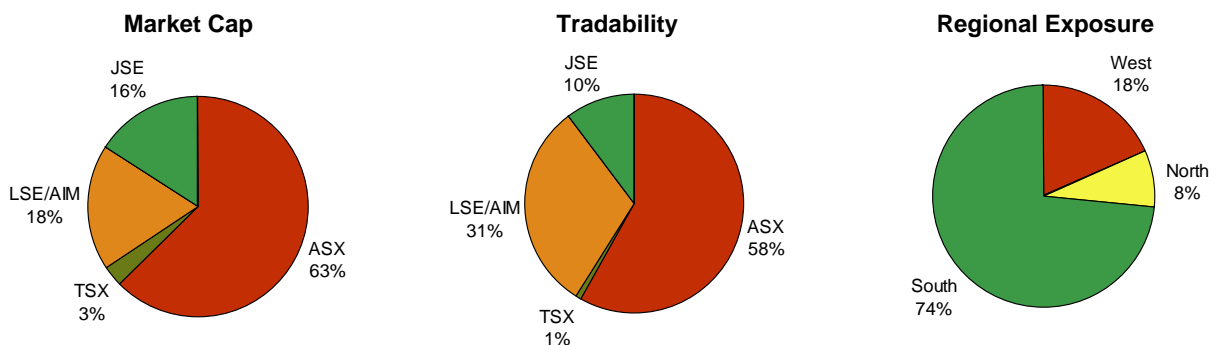
Energy and Coal | September 2010

NAMI-E – Top 10 Index Constituents

Bloomberg Ticker	Exchange with most liquidity	Share name	Free Float MktCap (US\$m)	Ave value traded p.m. last 6m (US\$m)	Index weight (%)
TLW_LN	LSE/AIM	TULLOW OIL PLC	17 767	1 024.8	67.7
PDN_AU	ASX	Paladin Energy	2 368	165.7	9.0
AFR_LN	LSE/AIM	Afren plc	1 549	180.1	5.9
RIV_AU	ASX	Riversdale Mining	1 670	78.8	6.4
BPT_AU	ASX	Beach Petroleum Ltd	719	41.0	2.7
OPT_SJ	JSE	Optimum Coal Hldgs Ltd	940	9.2	3.6
CZA_AU	ASX	Coal of Africa	462	21.1	1.8
ELC_CN	TSX	CIC Energy Corp	260	3.7	1.0
SNU_SJ	JSE	Sentula Mining	197	7.5	0.8
PET_SJ	JSE	Petmin Ltd.	139	43.0	0.5

Stocks in the shaded area are Major Producers; the rest are Junior Producers

Coverage of Junior Producers



Index Characteristics

Africa as an investment destination has gained traction with international investors seeking markets with growth potential. The purpose of this index is for investors who seek **First World access** into African resources. The index tracks companies with energy and coal operations of which the majority is in Africa, irrespective of where in the world it is listed. The NAMI index series employs a market capitalisation weighted scheme, using a divisor. The index series is governed by an Advisory Committee who meets quarterly in February, May, August and November of each year to decide on changes to qualifying constituents. The indices all have an inception date of 1-Jan-2007 with a starting value of 10000.

Disclaimer

The information furnished in this report (the "report"), which information may include opinions, estimates, indicative rates, terms, price quotations and projections, reflects the existing judgment of the author(s) and current market conditions, which judgment and conditions are subject to change without notice, modification or amendment. This report does not necessarily reflect the opinion of Nedbank Limited ("Nedbank"). The information herein has been obtained from various sources, the accuracy and/or completeness of which Nedbank does not guarantee. Nedbank recommends that independent tax, accounting, legal and financial advice be sought should any party seek to place any reliance on the information contained herein. This report is intended for use by professional and business investors only. This report has been prepared for general dissemination and information purposes only and may not be construed as an offer to buy or sell or a solicitation of an offer to buy or sell any financial instruments or to participate in any particular trading strategy in any jurisdiction. Any additional information relative to any financial instruments and/or financial products reviewed in this report is available upon request. All rights reserved. Any unauthorised use or disclosure of this report is prohibited. This report may not be reproduced without the consent of Nedbank Ltd or one of its affiliates.

About Beta Solutions

Beta Solutions, brought to you by Nedbank Capital Global Markets, provide a range of cost effective investment solutions to a broad client base across all asset classes. The focus revolves around beta-based building blocks that allow for the most efficient targeted exposure to different market segments. Our close affiliation to the Nedbank Group enhances our end-to-end operational abilities and allows us to leverage off the group synergies and reputation.

For more information contact us:

BetaSolutions@nedbank.co.za
www.bettabeta.co.za

Index construction and management

Nerina Visser
+27-11-294-3217
NVisser@nedbankcapital.co.za
Mte Sapuka
+27-11-294-1340
MSapuka@nedbankcapital.co.za

Sales
Tejal Rama
+27-11-294-4601
TejalR@nedbankcapital.co.za